



Gas Transmission Europe

Transparency Platform

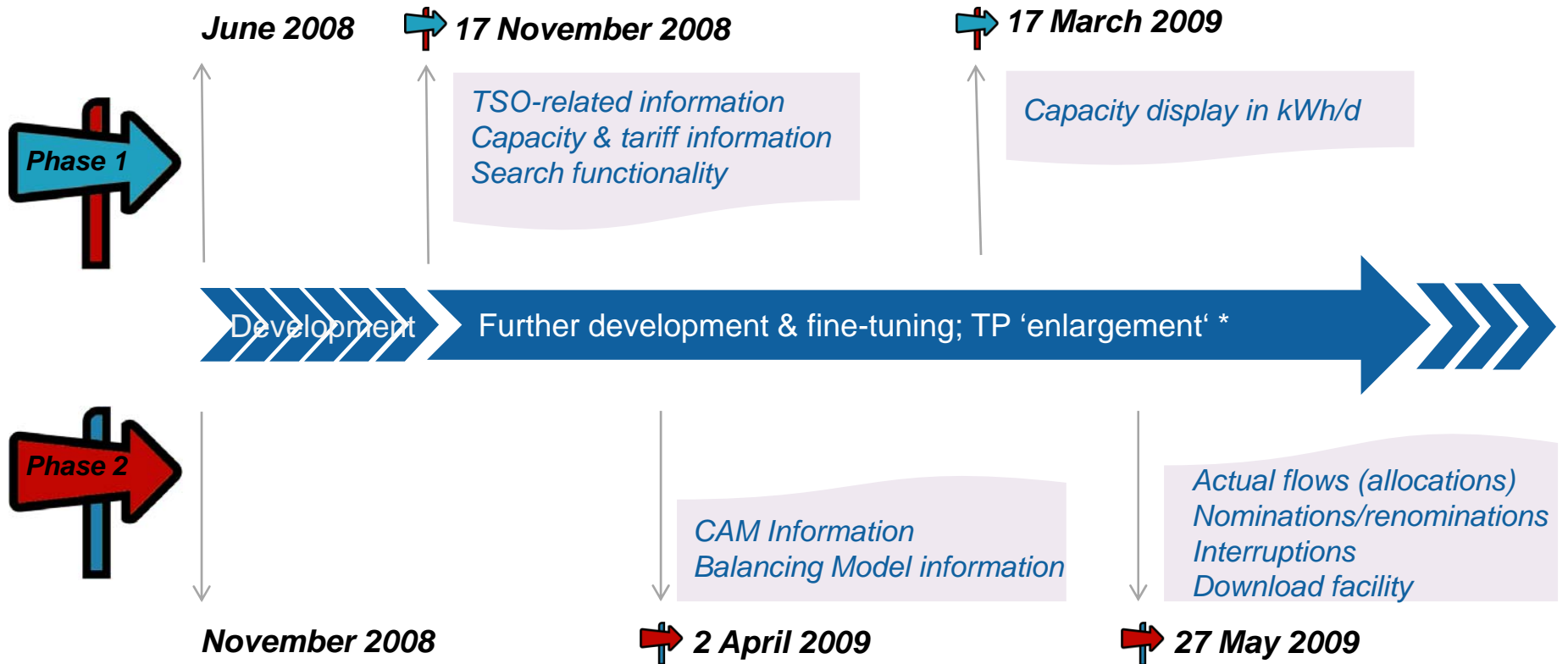
Further Development

Andrea Ćirlićová
GTE+ Senior Adviser

Transparency Workshop
The Hague, 30 September 2009
















History






* 17+10 TSOs represented on TP on 30 September 2009











Participating TSOs

Logo	Name	Website
	Enagas	www.enagas.es
	Energinet.dk	www.energinet.dk
	E.ON Gastransport GmbH	www.eon-gastransport.com
	Eustream	www.eustream.sk
	Fluxys	www.fluxys.com
gastransportservices	Gas Transport Services	www.gastransportservices.com
	Gaslink Independent System Operator Limited (Gaslink)	www.gaslink.ie
	Gasunie Deutschland Transport Services	www.gasunie.de
	GRTgaz	http:// www.grtgaz.com
	National Grid	www.nationalgrid.com
	OMV Gas GmbH	www.omv.com
	ONTRAS - VNG Gastransport GmbH	ontras.com
	Operator Gazociągów Przesyłowych GAZ-SYSTEM S.A.	en.gaz-system.pl
	RWE Transgas Net	www.rwe-transgasnet.cz

Participating TSOs

Logo	Name	Website
	Snam Rete Gas	www.snamretegas.it
	Thyssengas GmbH	www.thyssengas.com
	WINGAS TRANSPORT GmbH & Co. KG	www.wingas-transport.de

Other TSOs covered

Logo	Name	Website
	Baumgarten-Oberkappel Gasleitungsges.m.b.H	
	BBL company	
	Creos Luxembourg	
	Eni Gas Transport Deutschland	
	Eni Gas Transport International	
	EuRoPol Gaz	
	Interconnector	
	Swissgas	
	TAG GmbH	
	TIGF	

✖
Gas Transport Services

TSO

Address	Gas Transport Services Concourslaan 17 P.O. Box 181 9700 AD Groningen
Country	Netherlands
Homepage	www.gastransportservices.com i
Applied capacity model	Entry-Exit
Gas-Day	6:00 AM - 6:00 AM i
Balancing Model	Hourly
Capacity Allocation Mechanism	First-Come-First-Served i Open Subscription Window i
Tariff Calculator	Link to Tariff Calculator page i
Tariff Information	Link to Tariff Information page i
Capacity Information	Link to Capacity Information page i
Access Conditions	Link to Access Conditions page
Contractual Documents	Link to Contractual Documents page
Maintainance	Link to Maintainance page

TSO CONTACT

Name	
Phone	
E-Mail	info@gastransport.nl
Homepage	

Oude Statenzijl 1 (Entry, Gas Transport Services)

-  TSO
-  Contracts
-  Capacity
-  Conversion Factors
-  Balancing
-  Tariffs
-  Nominations & Flows
-  Interruptions

This information describes the Balancing rules of the network.

Balancing Model Hourly

Balancing Tolerances

Type	Value/Range/Formula	Remarks
Hourly Imbalance Tolerance	For tolerance bracket 0 - 250,000 (n;35.17)/h the percentage is 19.3. For tolerance bracket 250,000 - 1,000,000 (n;35.17)/h the percentage is 11.2. For tolerance bracket above 1,000,000 (n;35.17)/h the percentage is 5.8.	A specific amount of hourly and cumulative tolerance will be awarded to every transport portfolio. Hourly and cumulative tolerance will be assigned on the basis of the contracted transport capacity. The tolerance will be assigned for both firm and interruptible capacities as well as for backhaul. No tolerance will be assigned at virtual entry or exit points, such as TTF. Both hourly and cumulative tolerance are temperature-dependent. At temperatures below 0° Celsius they will decrease in a linear line to 2% for hourly tolerance and to 4% for cumulative tolerance at -17° Celsius (effective daily period temperature in De Bilt (NL) for a gas day). The cumulative tolerance is, incidentally, equivalent to four times the hourly tolerance. Please visit the GTS website at www.gastransportservices.com
Daily Imbalance Tolerance	Until 1 July 2009 the daily margin is 36% of the contracted capacity (monthly average). The daily margin is 10% from 1 July 2009 to 1 January 2010. The daily margin will be 2% for 2010 and thereafter.	Please visit the GTS website at www.gastransportservices.com
Additional Daily Imbalance Tolerance	See description of Combiflex service at the GTS website at http://www.gastransportservices.com	Please visit the GTS website at www.gastransportservices.com
Cumulated Imbalance Tolerance	For tolerance bracket 0 - 250,000 (n;35.17)/h the percentage is 77.2. For tolerance bracket 250,000 - 1,000,000 (n;35.17)/h the percentage is 44.8. For tolerance bracket above 1,000,000 (n;35.17)/h the percentage is 23.2.	Please visit the GTS website at www.gastransportservices.com
Additional Daily Imbalance Tolerance	See description of Combiflex service at the GTS website at http://www.gastransportservices.com	Please visit the GTS website at www.gastransportservices.com
Cumulated Imbalance Tolerance	For tolerance bracket 0 - 250,000 (n;35.17)/h the percentage is 77.2. For tolerance bracket 250,000 - 1,000,000 (n;35.17)/h the percentage is 44.8. For tolerance bracket above 1,000,000 (n;35.17)/h the percentage is 23.2.	Please visit the GTS website at www.gastransportservices.com
Additional Cumulated Imbalance Tolerance	See description of Combiflex service at the GTS website at http://www.gastransportservices.com	Please visit the GTS website at www.gastransportservices.com

Balancing Status Information Network users can get real time flow allocations on the network points they are active on for as far as GTS has access to that information. For more information please visit www.gastransportservices.com

Balancing Status Information Frequency 5 minutes

Balancing Charges Not applicable

Cash-out Regime Please visit the GTS website for information on commodity settlement and surcharges www.gastransportservices.com

Remarks Please visit the GTS website for more detailed information about balancing www.gastransportservices.com

Oude Statenzijl 1 (Entry, Gas Transport Services)

TSO Contracts Capacity Conversion Factors Balancing Tariffs Nominations & Flows Interruptions

From: 2009-08-01 To: 2009-08-31 SHOW

Gasday*	Nominations**	Renominations**	Flows**	Status	Interruptions (✓/−)***
31 Aug 2009	-220,483,185	-5,302,296	190,914,690	■	-
30 Aug 2009	-220,530,081	-5,348,957	186,531,419	■	-
29 Aug 2009	-215,181,123	-1,439,941	190,117,087	■	-
28 Aug 2009	-215,375,976	-391,112	188,559,651	■	-
27 Aug 2009	-34,141,225	-31,981,196	187,968,244	■	-
26 Aug 2009	-215,678,221	-719,853	189,134,147	■	-
25 Aug 2009	-215,460,154	-2,399,902	189,864,786	■	-
24 Aug 2009	-216,357,509	-6,423,345	198,182,378	■	-
23 Aug 2009	-223,911,986	-3,599,971	209,569,538	■	-
22 Aug 2009	-213,539,998	-2,160,029	198,490,583	■	-
21 Aug 2009	-215,700,262	0	205,087,013	■	-
20 Aug 2009	-215,700,262	-779,411	193,554,798	■	-
19 Aug 2009	-215,704,717	-719,853	198,803,535	■	-
18 Aug 2009	-215,589,118	0	187,602,523	■	-
17 Aug 2009	-217,527,330	-3,378,153	183,528,902	■	-
16 Aug 2009	-216,250,352	-2,160,029	182,551,590	■	-
15 Aug 2009	-33,876,029	-545,400	182,251,690	■	-
14 Aug 2009	-215,541,050	-1,276,509	180,180,762	■	-
13 Aug 2009	-215,541,050	0	182,262,710	■	-
12 Aug 2009	-215,061,069	-76,440	182,737,298	■	-
11 Aug 2009	-215,704,717	-719,853	183,678,735	■	-
10 Aug 2009	-216,401,357	-2,160,029	182,402,929	■	-
09 Aug 2009	-216,381,192	-2,160,029	182,382,530	■	-
08 Aug 2009	-215,661,104	-676,474	182,382,530	■	-
07 Aug 2009	-226,377,240	-10,716,136	216,538,753	■	-
06 Aug 2009	-215,754,818	-2,160,029	218,938,538	■	-
05 Aug 2009	-215,653,131	-7,160,218	221,379,915	■	-
04 Aug 2009	-215,704,717	-11,004,840	224,844,718	■	-
03 Aug 2009	-217,864,747	-34,042,040	224,848,030	■	-
02 Aug 2009	-217,701,314	-33,321,952	217,701,549	■	-
01 Aug 2009	-215,696,276	-31,890,217	217,701,549	■	-

* 6:00 AM - 6:00 AM ⓘ *** Data in kWh/d|*** Indicates whether interruptible capacity was interrupted or not ■ Provisional data ■ Confirmed data



Way Forward



TP development in 2009-2010 (1)

- ***Improving the data quality ('added value of the information') & quantity***
- ***Attracting non-participating TSOs to join the project***
- ***Coordination of and support to TSOs in implementing voluntary transparency at the national level***

TP development in 2009-2010 (2)

Based on feedback

- ***Enhancing user-friendliness***
- ***Extending the scope of information provided***
 - ***Using the TP as a way to comply with Regulation (EC) 715/2009's transparency obligations?***
- ***Introducing more interactive elements, e.g. database-search for aggregated information relating to the transmission systems, incl. possibly data collected for the development of TYNDP***
- ***Supporting the participation of other infrastructure operators***

Long-term Objective

- ***Creation of extensive database***
- ***Creation of interactive tool***

- ***For network users***
- ***For TSOs***
- ***For ACER / MSs***
- ***Commission***

Considering that the data may be used by consultancies to sell transparency-related services, should the use of certain TP services be charged?



Gas Transmission Europe

